

When unassembled, this package contains small parts, sharp points and edges. Adult assembly is required, and two adults are recommended. Do not stand, sit, kneel, climb on, or pull on the unit for support. Never leave children unattended with unit. Do not place unit near high heat or moisture. This product is intended for indoor use.

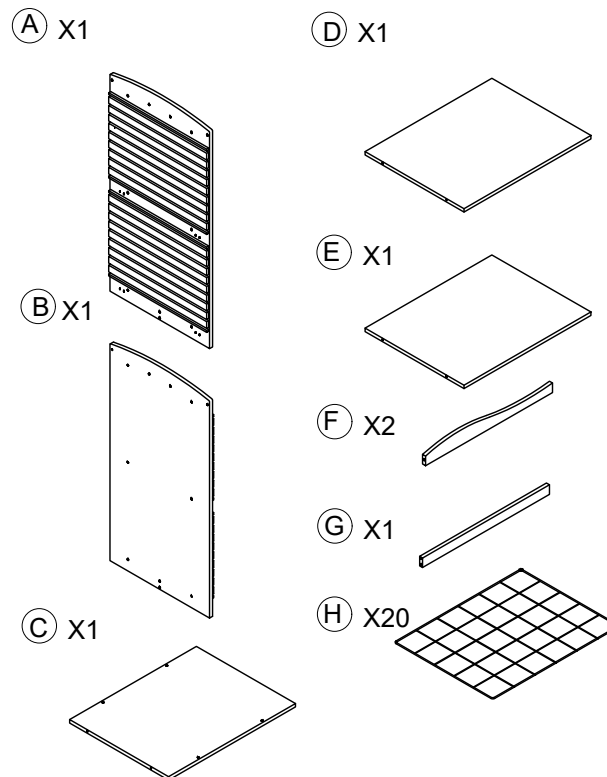


Level 1,122 -126 Old Pittwater Rd
Brookvale 2100 NSW
PO Box 6367
Frenchs Forest 2086 NSW
Australia
Freecall: 1800 251 497
Freefax: 1800 151 492
Email: sales@teaching.com.au
www.teaching.com.au

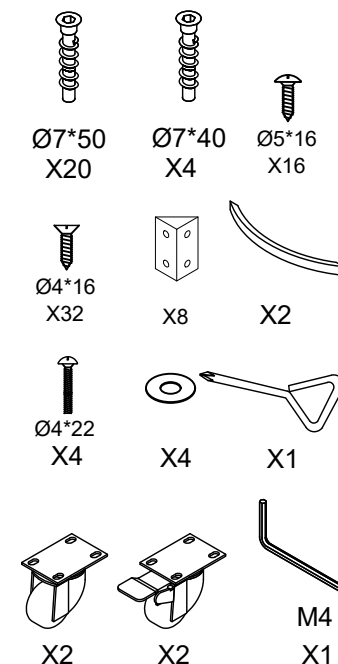
PO Box 912001
Victoria Street West
Auckland 1142
New Zealand
Freecall: 0800 808 044
Freefax: 0800 682 329
Email: sales@teaching.co.nz
www.teaching.co.nz

Parts and Hardware list (note – frame components will be labelled with Letters (eg A) to assist in identifying correct part)

PART LIST



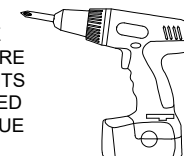
HARDWARE



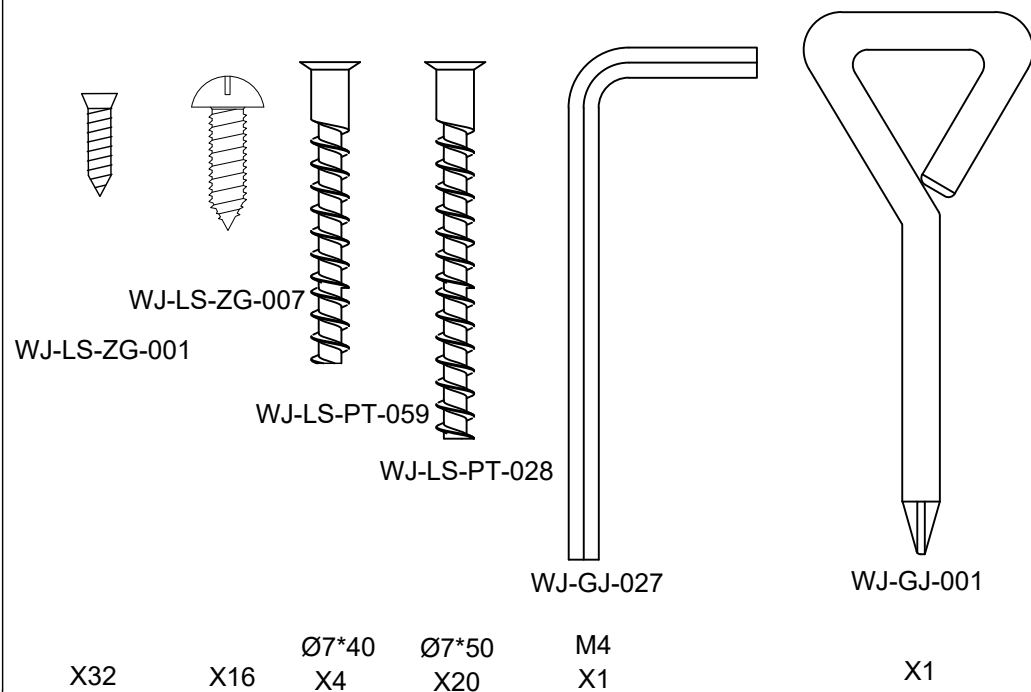
TIP!
DO NOT FULLY
TIGHTEN SCREWS
UNTIL ALL SCREWS
HAVE BEEN LOOSELY
POSITIONED.

BEFORE
ASSEMBLING,
MAKE SURE THERE
ARE NO
MISSING PARTS.

ELECTRIC DRILLS MAY BE USED FOR ASSEMBLY.ENSURE APPROPRIATE SIZE DRILL BITS ARE USED,AND DRILL IS USED ON A SLOW AND LOW TORQUE SETTING



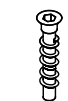
PART IDENTIFICATION-SCALE 1:1-PLACE PART OVER DRAWING TO CHECK CORRECT SIZE



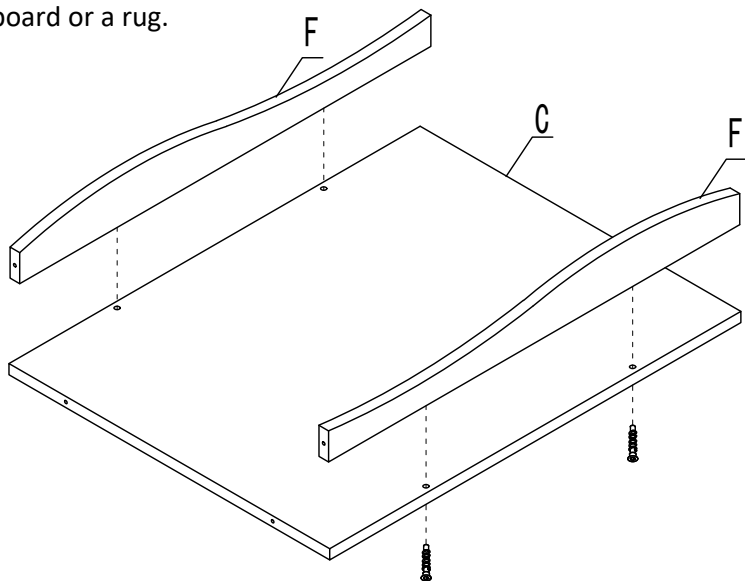
ASSEMBLY:

To avoid top scratching or damage, assembly should be done on top of a soft surface such as carpet, cardboard or a rug.

1



Ø7*40
X4

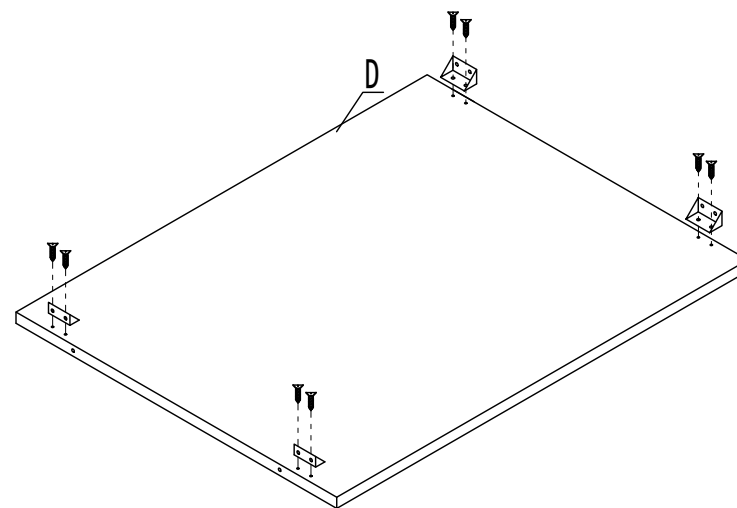


2

Ø4*16
X8



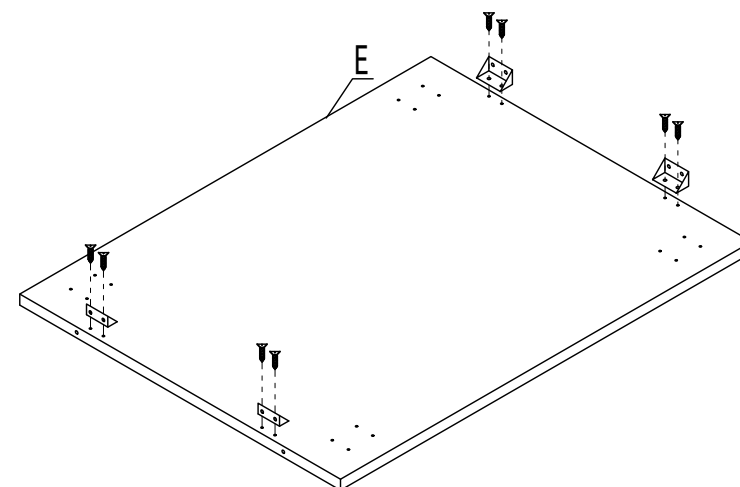
X4



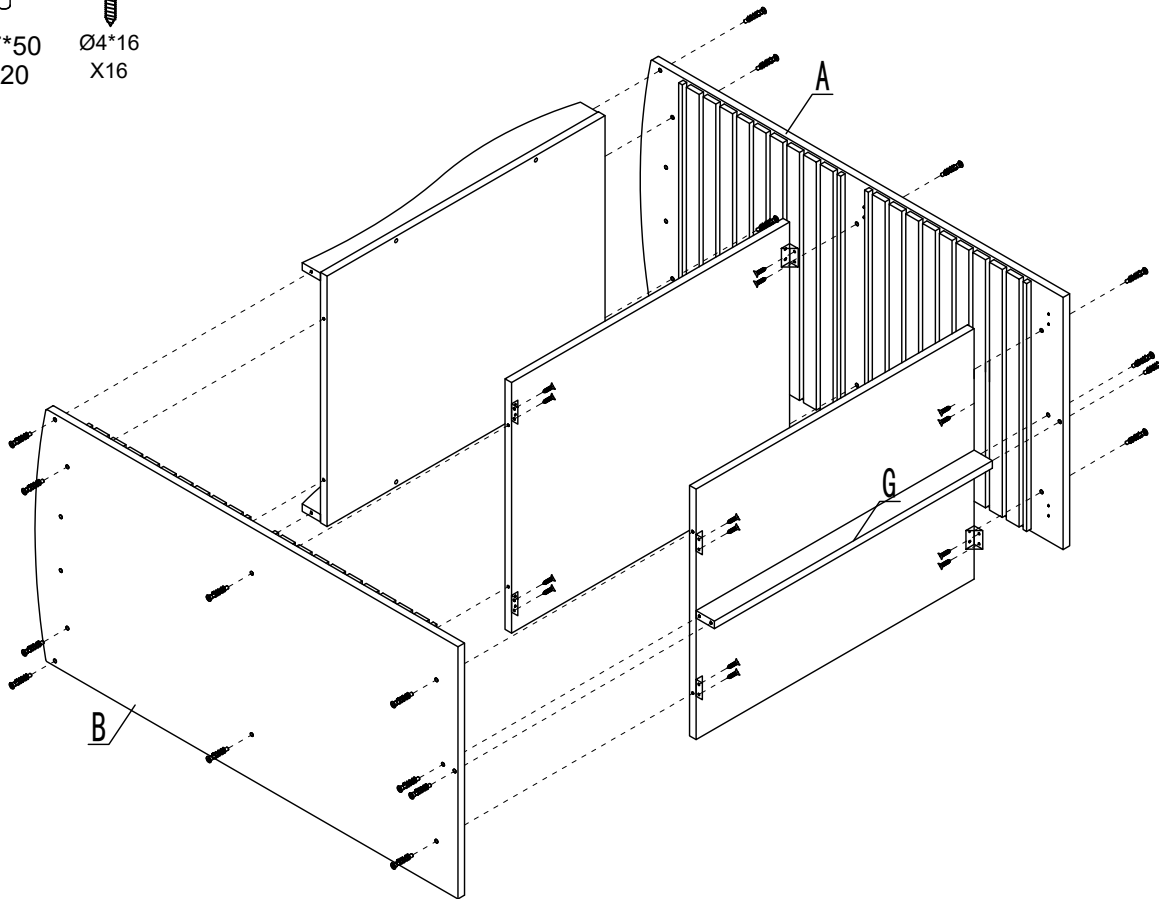
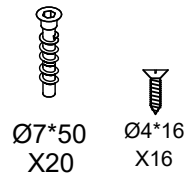
Ø4*16
X8



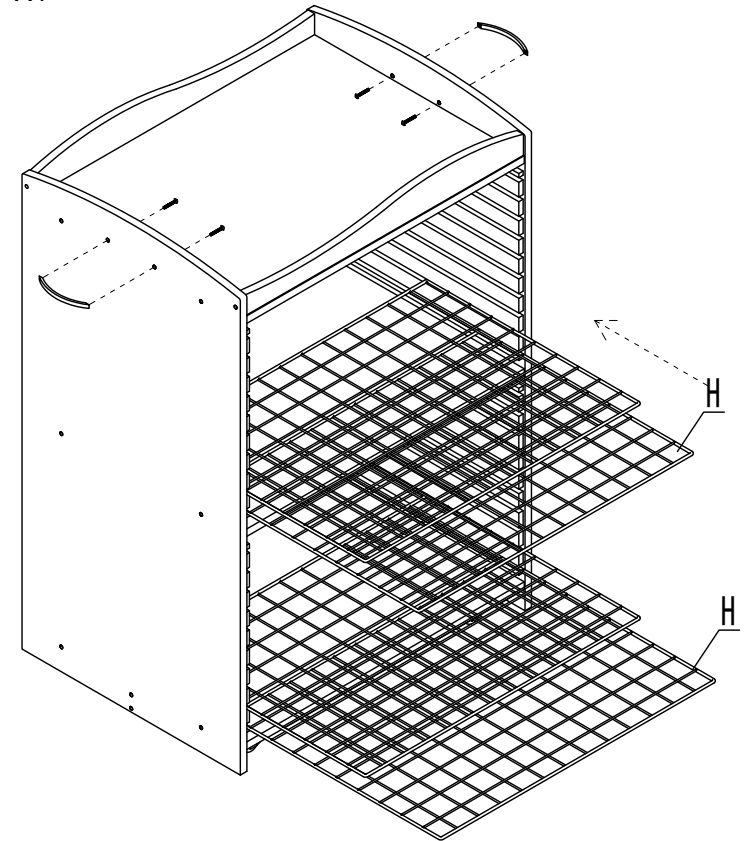
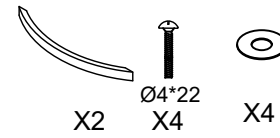
X4



3



4



5



X2

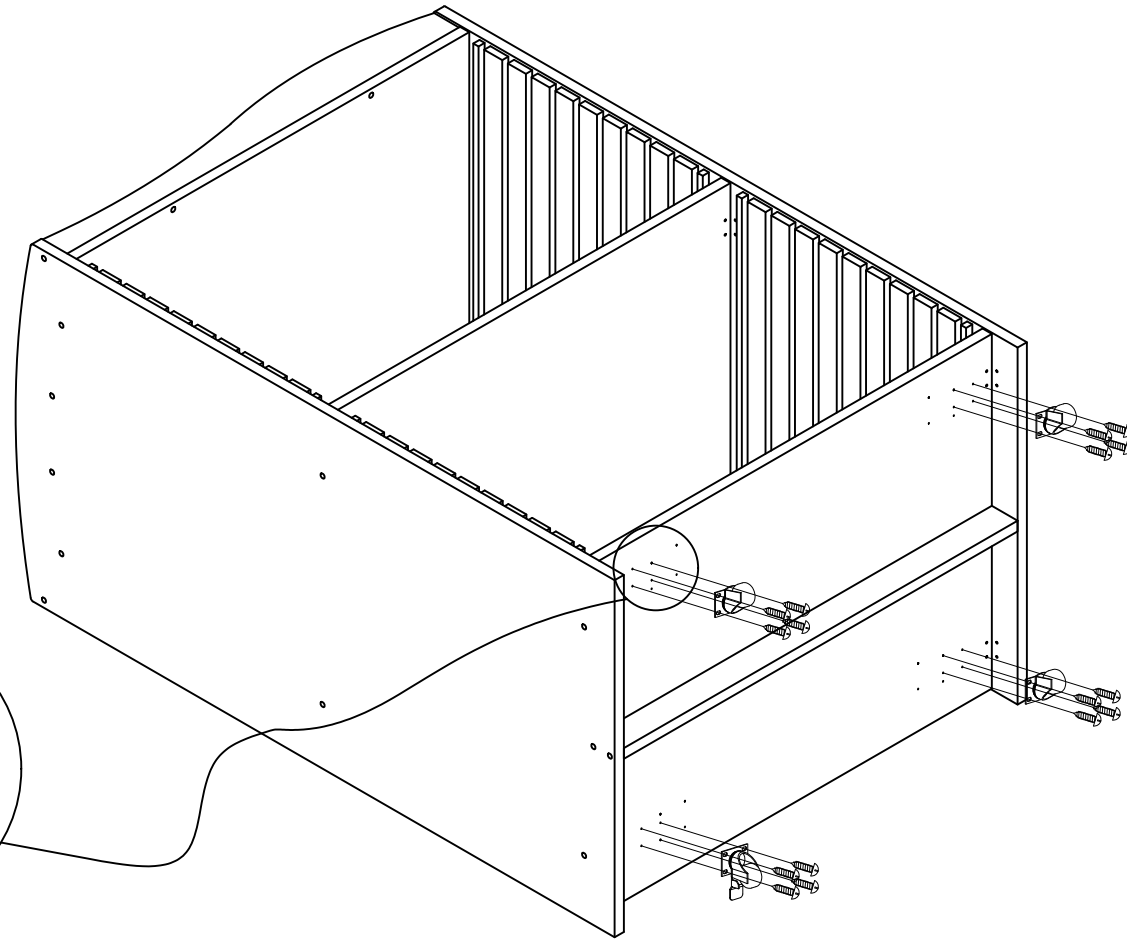
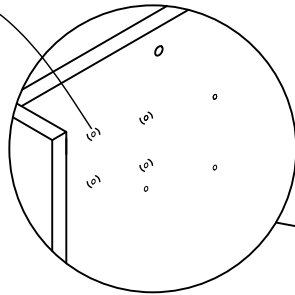


X2



Ø4*16
X16

attach here



CARE AND MAINTENANCE.

THIS PRODUCT IS DESIGNED FOR USE IN A CLASSROOM ENVIRONMENT. TO CARE FOR AND MAINTAIN YOUR PRODUCT:

- THE FRAME AND TIMBER CAN BE CLEANED USING A DAMP CLOTH OR SPONGE USING WARM WATER AND MILD SOAP. ALWAYS WIPE DRY THE FRAME IMMEDIATELY AFTER CLEANING.
- INSPECT THE FRAME FOR ANY SIGNS OF BREAKAGE OR DETERIORATION OF FRAME OR PARTS. DO NOT USE THE PRODUCT IF EXCESSIVE WEAR AND TEAR IS EVIDENT.
- THIS PRODUCT IS DESIGNED FOR USE IN A DRY INDOOR ENVIRONMENT. DO NOT LEAVE THE PRODUCT OUTSIDE.
- DO NOT ALLOW CHILDREN TO CLIMB ON THE PRODUCT.

WARRANTY.

- THIS PRODUCT IS SUPPORTED BY A ONE YEAR MANUFACTURER'S WARRANTY AGAINST DEFECTS AND WORKMANSHIP FOR BOTH THE FRAME AND ANY ASSOCIATED PARTS. WITHIN THE WARRANTY PERIOD, THE MANUFACTURER WILL REPLACE OR REPAIR ANY DEFECTIVE PARTS FREE OF CHARGE.
- THIS WARRANTY PERIOD COMMENCES AT THE DATE OF PURCHASE OF THE PRODUCT BY THE ORIGINAL PURCHASER AND EXTENDS ONLY TO THE ORIGINAL PURCHASER.
- SHOULD THE ENTIRE PRODUCT OR ANY PARTS OF THE PRODUCT REQUIRE REPLACEMENT, WARRANTY ON THE REPLACEMENT PRODUCT OR PARTS ARE COVERED FOR A PERIOD OF 12 MONTHS FROM THE PURCHASE DATE OF THE ORIGINAL PRODUCT, NOT FROM THE DISPATCH DATE OF THE REPLACEMENT OF PRODUCT OR PARTS.
- THIS WARRANTY DOES NOT COVER DAMAGE CAUSED BY ABUSE, ABNORMAL OR IMPROPER USE.
- THIS WARRANTY DOES NOT COVER GENERAL WEAR, TEAR AND PRODUCT AGING, MISUSE OF THE PRODUCT, INCORRECT ASSEMBLY, IMPROPER MAINTENANCE OR ACTS OF GOD (SUCH AS DAMAGE CAUSED BY FLOODING).
- THIS PRODUCT COMES WITH GUARANTEES THAT CANNOT BE EXCLUDED UNDER CONSUMER LAW. YOU ARE ENTITLED TO A REPLACEMENT OR REFUND FOR A MAJOR FAILURE AND FOR COMPENSATION FOR ANY OTHER REASONABLY FORESEEABLE LOSS OR DAMAGE. YOU ARE ALSO ENTITLED TO HAVE THE GOODS REPAIRED OR REPLACED IF THE GOODS FAIL TO BE OF ACCEPTABLE QUALITY AND THE FAILURE DOES NOT AMOUNT TO A MAJOR FAILURE.